




LABORATORY LINES

MICROSCOPE



Kalstein®

A different accompaniment, at your service





Kalstein®

A different accompaniment, at your service

OUR SERVICES

Benefits and Support

In Kalstein France, we take care of the full satisfaction of our customers, that is why we provide value-added services of the highest level based on our experience.



Online Inductions and Trainings

In any part of the world, receive your induction or training from our specialized team of engineers



Quick Response

Our work team is always available to response all your consults or questions, in order to support you in any situation.



#Letsgivemore ♥

Thanks to your purchase, a donation will be made to a non-profit foundation that fights against breast cancer and helps most vulnerable communities.



Technical Support

Enjoy of personalized advice for the correct preventive and corrective maintenance of your equipment, thanks to Kalstein's manuals and articles, special catalogues and video tutorials.



Delivery Logistics

We take care of all the necessary logistics for the dispatch of your goods, whether is by sea, land or air.



Kalstein Worldwide

With more than 25 years growing with our customers, Kalstein's multiformat and modern content, is now present in more than 10 countries and increasing.



Microscope

Model YR0A59.4910



Product Application

Microscope Camera can be connected to any biological microscopes, stereo microscopes, metallographic microscopes, etc. It has advantages of high frame rate, very nice color performance, clear image, convenient storage, widely used in industrial inspection, teaching research, clinical test, material analysis, machine vision, etc.

- 5.0MP High Quality CMOS Sensor
- Real Time Preview, Image/Video Capture
- Professional Measuring & Analysis Software
- Support Windows & Mac System
- For Microscope C-Mount & Eyepiece Use



Pathological sections under different objectives



Paramecium sections under different objectives



Dog taste buds sections under different objectives



Rotifer sections under different objectives



#Letsgivemore ♥

Thanks to your purchase, a donation will be made to a non-profit foundation that fights against breast cancer and helps most vulnerable communities.



All rights reserved © KALSTEIN France S. A. S.,
 2 Rue Jean Lantier • 75001 Paris •
 +33 1 78 95 87 89 / +33 6 80 76 07 10 •
<https://kalstein.eu>
 KALSTEIN FRANCE, S. A. S



Microscope

Model YR0A59.4910



Models Optional



YR0A59.4910
with standard C-Mount



YR0A59.4910
with standard C-Mount and
0.5x eyepiece tube adapter set
(for eyepiece tube dia.23.2mm,30.0mm,30.5mm)

Multi-angle



#Letsgivemore ♥

Thanks to your purchase, a donation will be made to a non-profit foundation that fights against breast cancer and helps most vulnerable communities.



All rights reserved © KALSTEIN France S. A. S.,
2 Rue Jean Lantier • 75001 Paris •
+33 1 78 95 87 89 / +33 6 80 76 07 10 •
<https://kalstein.eu>
KALSTEIN FRANCE, S. A. S



Microscope

Model YR0A59.4910



Product Specification

- A closed structure with color filter built-in, preventing dust from CMOS sensor.
- Designed with commonly used tripod mount 1/4-20A for widely use.
- Reliable electronic double plates design to resolve over heat problem after long working time.
- 5V DC power supply from USB port no need additional power adapter.
- 3 Years Quality Warranty!

YR0A59.4910 Hardware Configuration	
Image Sensor	Color
Expose	Rolling Shutter
Maximum Resolution	2592x1944(5,038,848 Pixels)
Sensor Optical Format	1/2.5" (5.70mm(H) x 4.28mm(V), Diagonal 7.13mm)
Pixel Size	2.2µm x 2.2µm(BSI)
Dynamic Range	74.3 dB Linear, More Than 96 dB (Interleaved)
SNRmax	40dB
Spectral Characteristics	380-650nm
Exposure Capability	3.9ms-320ms, Automatic And Manual
White Balance	Automatic And Manual
Preview Modes	22FPS @2592X1944,
	30FPS @1920X1080
	40FPS @800X600, 640X480
Record Format	Snapshot
	Picture Format: JPG, BMP, PNG, TIFF, PDF
	Resolution: 2592x1944, 1920x1080, 800x600, 640x480
	Record Video Format: MJPG Format AVI File Resolution: 1920x1080, 800x600, 640x480
Software Environment	
Windows System Demand	Microsoft®Windows® XP/7/8/8.1/10 (32&64 Bit)
	CPU: Equal Or More Than The Second Generation Intel Core 2.8GHz
	Memory: 2G Or More
	USB Port: USB 2.0 High Speed Port Or Compatible Port Displayer: Suggest 17 Inches Or Larger
Operating Environment	
Operating Temperature	0°C-40°C
Storage Temperature	-20°C-60°C
Operating Humidity	30-80%RH
Storage Humidity	10-60%RH
Power Supply	Direct-Current 5V, Supply By USB Port



#Let'sgivemore ♥

Thanks to your purchase, a donation will be made to a non-profit foundation that fights against breast cancer and helps most vulnerable communities.



All rights reserved © KALSTEIN France S. A. S.,
2 Rue Jean Lantier • 75001 Paris •
+33 1 78 95 87 89 / +33 6 80 76 07 10 •
<https://kalstein.eu>
KALSTEIN FRANCE, S. A. S.

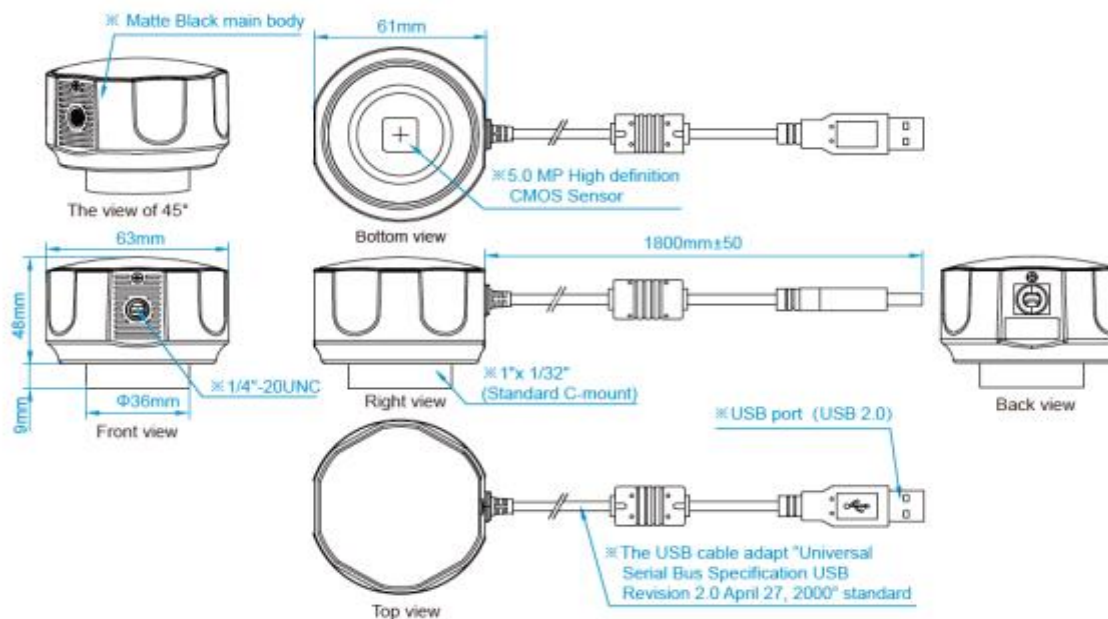


Microscope

Model YR0A59.4910



Drawing Display



Product Packing



#Letsgivemore ❤️

Thanks to your purchase, a donation will be made to a non-profit foundation that fights against breast cancer and helps most vulnerable communities.



All rights reserved © KALSTEIN France S. A. S.,
 2 Rue Jean Lantier • 75001 Paris •
 +33 1 78 95 87 89 / +33 6 80 76 07 10 •
<https://kalstein.eu>
KALSTEIN FRANCE, S. A. S.





 **Kalstein**[®]
A different accompaniment, at your service

#LETSGIVEMORE 

**WITH THE
ACQUISITION
OF A KALSTEIN
EQUIPMENT**

YOU MAKE A CONTRIBUTION TO:



Fundación
Jacinto Convit

<https://www.jacintoconvit.org/>



<https://onetreepanted.org>



Humatem

Solidarité et coopération
biomédicale

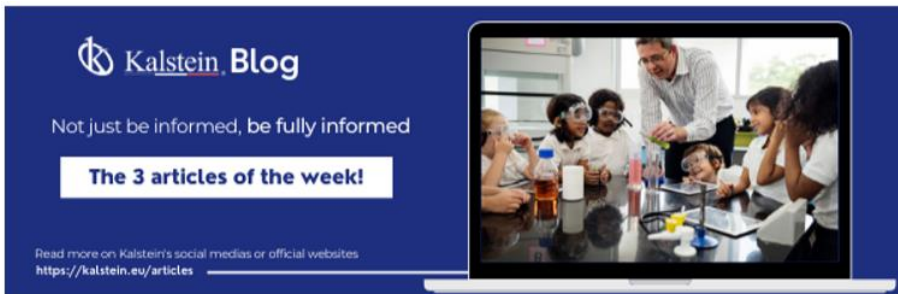
<https://www.humatem.org/>



**MANIAPURE
FOUNDATION USA**

<https://www.maniapurefoundation.org/>

Articles Kalstein
(Social Networks and Official Websites)



Kalstein Blog
Not just be informed, be fully informed

The 3 articles of the week!

Read more on Kalstein's social medias or official websites
<https://kalstein.eu/articles>



1
Read this ARTICLE NOW

How does the climate affect your microscope?

microscope is an instrument that allows observing and measuring objects that are too small to be seen with the naked eye. This is achieved through the use of lenses or mirrors that collect and focus light from the object being observed.

Kalstein Blog

Article of the week:
How does the climate affect your microscope?

Read more on Kalstein's social medias or official websites
<https://kalstein.eu/articles>



2
Read this ARTICLE NOW

What is the importance of the laboratory refrigerator?

Refrigerator is a device that is one of the most essential equipment that is used to maintain, in a controlled environment (refrigerated space), various fluids and substances.

Kalstein Blog

Article of the week:
What is the importance of the laboratory refrigerator?

Read more on Kalstein's social medias or official websites
<https://kalstein.eu/articles>

Kalstein Training Videos
(Youtube Channel and Official Websites)



Kalstein France - Jacinto Convit Foundation / Allianc...
23 views • 3 years ago



Kalstein's Microscopes
445 views • 1 week ago



PARIS - FRANCE
HEADQUARTER
2 Rue Jean Lantier
75001 Paris - France

Tlf: +33 (0) 01 78 95 87 89
Cel: +33 (0) 6 80 76 07 10
sales@kalstein.eu

<https://kalstein.eu/>
<https://www.kalstein.fr/>

