




LABORATORY LINES

GREEN SERIES MICROSCOPES



Kalstein®

A different accompaniment, at your service





Kalstein®

A different accompaniment, at your service

OUR SERVICES

Benefits and Support

In Kalstein France, we take care of the full satisfaction of our customers, that is why we provide value-added services of the highest level based on our experience.



Online Inductions and Trainings

In any part of the world, receive your induction or training from our specialized team of engineers



Quick Response

Our work team is always available to response all your consults or questions, in order to support you in any situation.



#Letsgivemore ♥

Thanks to your purchase, a donation will be made to a non-profit foundation that fights against breast cancer and helps most vulnerable communities.



Technical Support

Enjoy of personalized advice for the correct preventive and corrective maintenance of your equipment, thanks to Kalstein's manuals and articles, special catalogues and video tutorials.



Delivery Logistics

We take care of all the necessary logistics for the dispatch of your goods, whether is by sea, land or air.



Kalstein Worldwide

With more than 25 years growing with our customers, Kalstein's multiformat and modern content, is now present in more than 10 countries and increasing.



GREEN SERIES MICROSCOPE

GREEN BIOLOGICAL MICROSCOPE

Green



Environmentally Friendly · Operating Comfort · High Performance



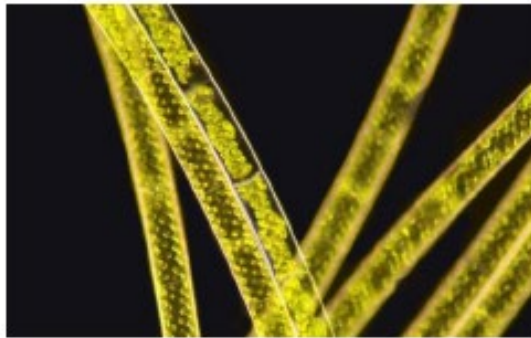
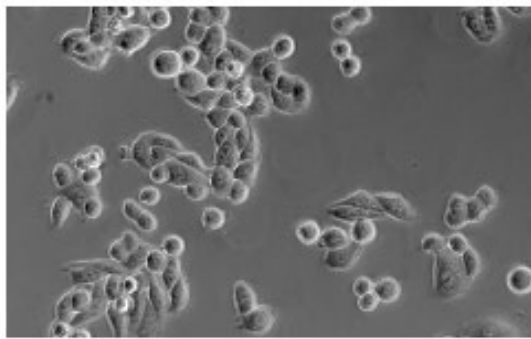
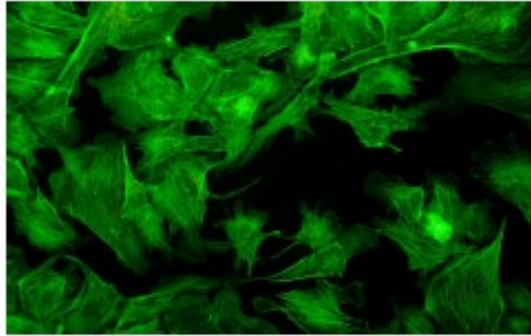
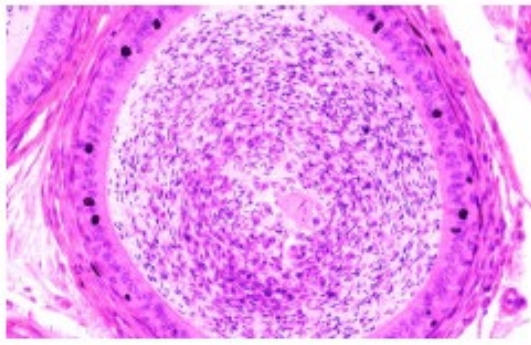
#Letsgivemore ♥

Thanks to your purchase, a donation will be made to a non-profit foundation that fights against breast cancer and helps most vulnerable communities.



All rights reserved © KALSTEIN France S. A. S.,
2 Rue Jean Lantier • 75001 Paris •
+33 1 78 95 87 89 / +33 6 80 76 07 10 •
<https://kalstein.eu>
KALSTEIN FRANCE, S. A. S





Water is used instead of cedar oil for 100x water-immersion objective. Excellent image, easy to operate and better for environment.



Green

GREEN Biological Microscope

Comfortable and Efficient, Various Observations, Intelligent, Environmentally Friendly



#Letsgivemore 

Thanks to your purchase, a donation will be made to a non-profit foundation that fights against breast cancer and helps most vulnerable communities.



All rights reserved © KALSTEIN France S. A. S.,
2 Rue Jean Lantier • 75001 Paris •
+33 1 78 95 87 89 / +33 6 80 76 07 10 •
<https://kalstein.eu>
KALSTEIN FRANCE, S. A. S



GREEN SERIES OUTFIT			
Item	Specification	YR0267A	YR0267B
Optical System	Infinity Optical System	●	●
Eyepiece	EW10x/22mm	●	●
Viewing Head	Infinity Seidentopf Binocular Viewing Head, Inclined at 45°, Interpupillary 47-78mm	●	●
	Infinity, Seidentopf Trinocular Viewing Head, Inclined at 30°, Interpupillary 47-78mm, Splitting ratio 50/50 (100/0 or 0/100 is optional)	○	○
	Wireless Digital Head with Built-in 5MP Camera	○	○
	Inclinable Binocular Viewing Head	—	○
Objective	Infinity Plan Objective NIS45	●	—
	Infinity Plan Objective NIS60	—	●
	Infinity Phase Contrast Objective NIS45	○	—
	Infinity Phase Contrast Objective NIS60	—	○
Nosepiece	Backward Quintuple Nosepiece(Non-coding)	●	—
	Backward Quintuple Nosepiece(Coding)	—	●
Rackless Stage	Rackless Stage 230mm x 150mm, Moving Range 78mm x 54mm	●	●
Condenser	Inserted Abbe Condenser NA1.25(Including Empty Plate)	●	●
	Bright Field – Phase Contrast Plate (4x-100x Universal)	○	○
	Bright Field - Dark Field Plate	○	○
Focusing System	Coaxial Coarse and Fine Adjustment, Coarse Stroke 37.7mm per Rotation, Fine Stroke 0.2mm per Rotation, Fine division 0.002mm, Moving Range 30mm	●	●
Illumination	1W S-LED	●	—
	3W S-LED (LCD Display Magnification, Timing Sleep, Brightness Indication and Lock, etc.)	—	●
Fluorescence attachment	3W LED, Two Wave Range (B, G, U, V can be combined), Fly-eye Lens Illumination	○	○
Accessories	1x Photo Attachment	○	○
	0.5x Photo Attachment	○	○
	Simple Polarization Set	○	○
	Camera	○	○
	App Software	—	○
Filter	Green	●	●

Note: ● Standard Outfit, ○ Optional



#Let'sgivemore ❤️

Thanks to your purchase, a donation will be made to a non-profit foundation that fights against breast cancer and helps most vulnerable communities.



All rights reserved © KALSTEIN France S. A. S.,
2 Rue Jean Lantier • 75001 Paris •
+33 1 78 95 87 89 / +33 6 80 76 07 10 •
<https://kalstein.eu>
KALSTEIN FRANCE, S. A. S



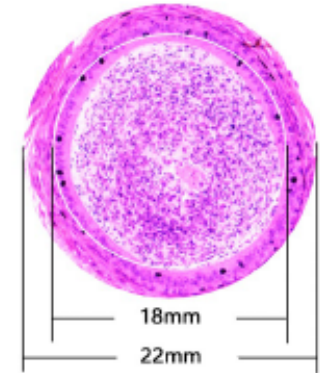
Excellent Optical Design

NIS Infinity Optical System

NIS infinity plan objectives can provide high contrast and very flat image up to FN 22. With FN 22 wide field eyepieces, the system always brings you sharp, excellent resolution and high signal to noise ratio imaging.

22mm Wide Field of View

The Green microscope achieves the wide field of 22mm view with 10x eyepieces for a more comprehensive observation content and faster sample observation. The eyepiece adopts a flat field distortion-free design to prevent the edge of the field from being imaginary and stray light.



Various Observation Methods

With the deepening of research in various fields, a single observation mode can no longer meet the daily scientific research work. As a continually upgradable microscope, Green can be extended on basic models to show a variety of observation capabilities.

Observation Methods	Bright Field	Dark Field	Phase Contrast	Fluorescent	Simple Polarizing
	●	●	●	●	●

Multifunctional Universal Condenser

Green offers universal condensers for bright field, dark field and phase contrast. The observation methods could be quickly switched by switching the slider. The phase contrast and bright field slider is universal for 4x-100x objectives also, simple and fast to use. The N.A. value index on the aperture diaphragm of the condenser is easily set to get exact size of diaphragm to correspond with the different objectives.



LED EPI-Fluorescent Illumination

LED EPI- Fluorescent illumination is safety and convenient. You don't need time to warm up or cool down. You don't need to align the bulb, and the long lifetime of LED bulb is up to 5000 hours. There are two filters position available and switching is fast and easy.



#Let'sgivemore

Thanks to your purchase, a donation will be made to a non-profit foundation that fights against breast cancer and helps most vulnerable communities.



All rights reserved © KALSTEIN France S. A. S.,
 2 Rue Jean Lantier • 75001 Paris •
 +33 1 78 95 87 89 / +33 6 80 76 07 10 •
<https://kalstein.eu>
 KALSTEIN FRANCE, S. A. S.



This is an unbounded microscope

Green has the multifunctional digital head, the user does not have to be confined in front of the microscope. Instead, it can be used for mobile microscope teaching and outdoor field observation through mobile terminals and external mobile power. The objective, eyepiece, and observation tube are effectively anti-mold treated, so you can ensure a consistently clear image and extend the life of the microscope, even when working in hot and humid environments.



Multifunctional Digital Head

Built-in camera, supporting Android, IOS, Windows operating system, wired and Wifi modes The image under the microscope can be output to the external device in real time, and there is no data line connection, and the operator can move more freely.

Professional microscopic imaging software

Microscopic imaging observation, analysis and processing can be performed on external devices, including photographing, measurement, image adjustment, storage, synthesis, etc.



Mobile devices perform image browsing and processing by scanning code

By scanning the QR code on the microscope, installing the APP and identifying the microscope, you can view the microscopic image on your phone and tablet.



External rechargeable battery

A USB charging port is reserved on the body, which can be used as a microscope power source. This microscope can also be used outside and during power outages to get rid of the microscope's dependence on the power outlet.



#Letsgivemore ♥

Thanks to your purchase, a donation will be made to a non-profit foundation that fights against breast cancer and helps most vulnerable communities.




All rights reserved © KALSTEIN France S. A. S.,
2 Rue Jean Lantier • 75001 Paris •
+33 1 78 95 87 89 / +33 6 80 76 07 10 •
<https://kalstein.eu>
KALSTEIN FRANCE, S. A. S



Infinity Optical System

Green is suitable for all kinds of microscopic using , especially for beginners and the users with long time micro-operation. The Green series of microscopes are fully optimized for the needs of such users. In terms of the objectives, the image quality and ease of use are achieved.



Plan Objective

By using infinity plan objectives, flat image with higher imaging reduction degree over the entire field of view could be achieved.

100x Water-immersion Objective

Ordinary 100X oil-immersion objective needs to use cedar oil as the observation medium. After use, it needs to be cleaned with ether alcohol or xylene, which is easy to cause air pollution and improper cleaning. The water-immersion objective uses water as a medium to solve the above problems perfectly, reducing the damage to the body and environmental pollution.

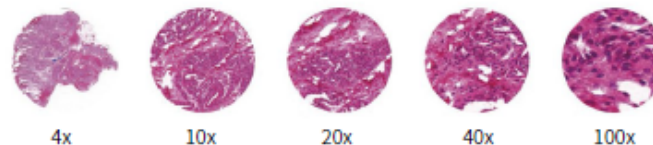
40x LWD Objective

The working distance of 40x objective can be up to 1.5mm, avoiding the erosion from residual immersion oil and water when converted from 100x to 40x objective.

Intelligent operating system

Coded Nosepiece

It can memorize the illumination brightness when using each objective. When different objectives are converted to each other, the light intensity is automatically adjusted to reduce visual fatigue and improve work efficiency.



Use a dimming knob to achieve multiple functions

One Click: Enter standby status	Press + Up-spin: Switch to the upper light source
Double Clicks: Light lock or unlock	Press + Down-spin: Switch to the under light source
Rotation: Adjust brightness	Press 3 seconds: Set the time of turning off the light after leaving

The display of microscope use state

The LCD on the front of the microscope can display the using status of the microscope, including magnification, light intensity, sleepy model, and so on.



3 / 6



#Letsgivemore

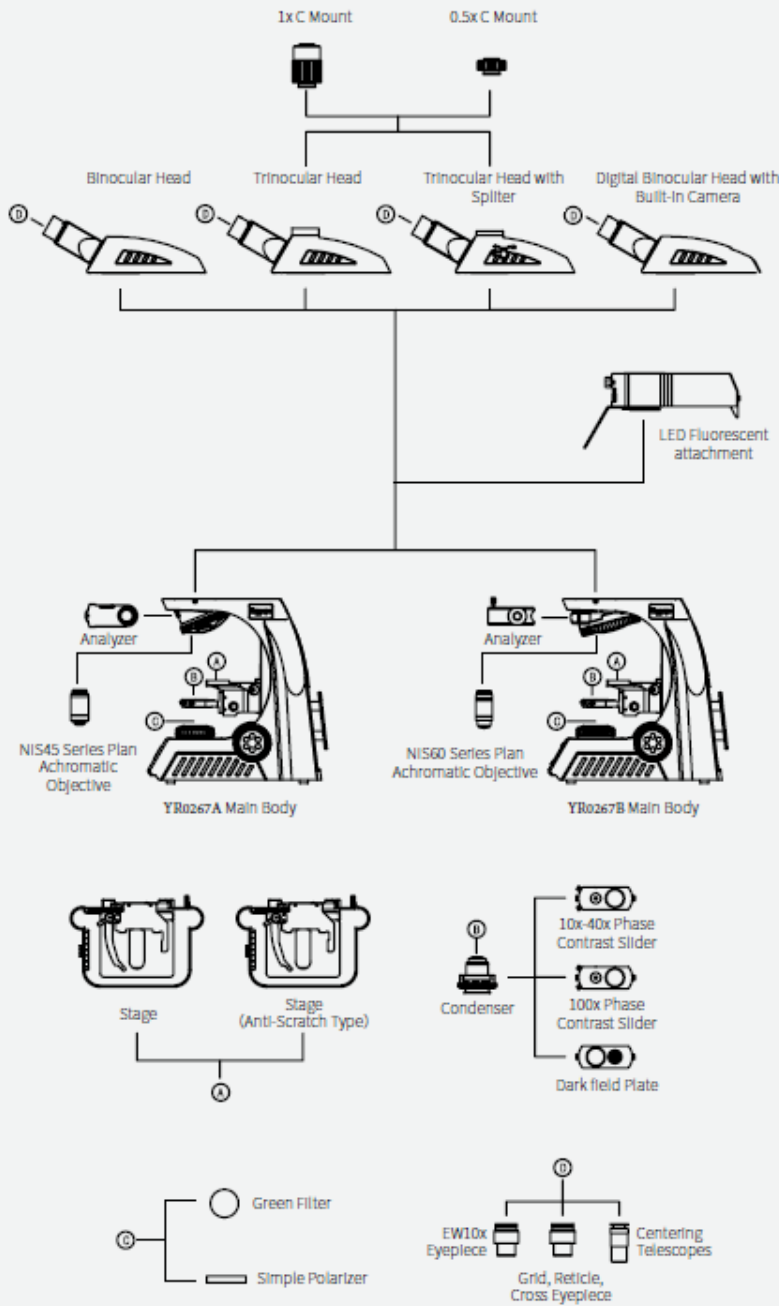
Thanks to your purchase, a donation will be made to a non-profit foundation that fights against breast cancer and helps most vulnerable communities.



All rights reserved © KALSTEIN France S. A. S.,
2 Rue Jean Lantier • 75001 Paris •
+33 1 78 95 87 89 / +33 6 80 76 07 10 •
<https://kalstein.eu>
KALSTEIN FRANCE, S. A. S

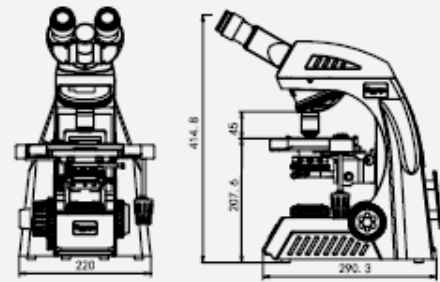


System Diagram



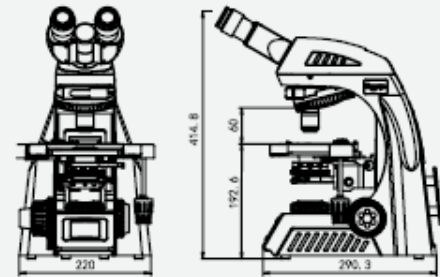
YR0267A Dimension

Unit: mm



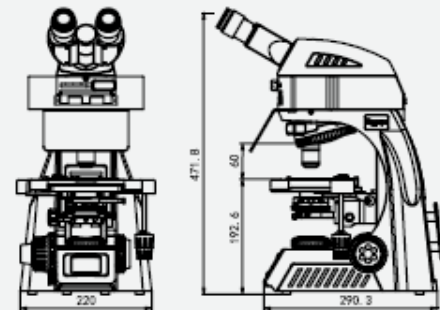
YR0267B Dimension

Unit: mm



YR0267C Dimension

Unit: mm



#Let'sgivemore

Thanks to your purchase, a donation will be made to a non-profit foundation that fights against breast cancer and helps most vulnerable communities.



All rights reserved © KALSTEIN France S. A. S.,
 2 Rue Jean Lantier • 75001 Paris •
 +33 1 78 95 87 89 / +33 6 80 76 07 10 •
<https://kalstein.eu>
 KALSTEIN FRANCE, S. A. S



Easier to store, transport and accept

The microscope is compact and can be placed in an ordinary classroom closet. It has a special carrying handle, and is also lightweight and stable. The microscope back plate is designed with a hub device to effectively store the long power cord, improve the cleanliness of the laboratory, and reduce the tripping accident caused by the long power cord during the carrying process. The wooden storage box is an optional accessory that is very convenient for storage and carrying.



Ergonomic Design

In daily scientific research teaching and pathological diagnosis, working in front of the microscope for a long time has become the norm, and the consequent use fatigue often leads to physical discomfort, thereby reducing work efficiency and effectiveness. This Green microscope uses an ergonomic design, high eye-point, low-hand focus mechanism, low-hand stage and other ergonomic designs to ensure the user can perform microscope operation in the most comfortable situation. . The focus knob, illumination control knob and stage handle are all in close proximity. The user can put both hands on the table while working, and can operate Green with minimal movement.



#Letsgivemore 

Thanks to your purchase, a donation will be made to a non-profit foundation that fights against breast cancer and helps most vulnerable communities.



All rights reserved © KALSTEIN France S. A. S.,
2 Rue Jean Lantier • 75001 Paris •
+33 1 78 95 87 89 / +33 6 80 76 07 10 •
<https://kalstein.eu>
KALSTEIN FRANCE, S. A. S





 **Kalstein**[®]
A different accompaniment, at your service

#LETSGIVEMORE 


**WITH THE
ACQUISITION
OF A KALSTEIN
EQUIPMENT**

YOU MAKE A CONTRIBUTION TO:

 **Fundación
Jacinto Convit**
<https://www.jacintoconvit.org/>

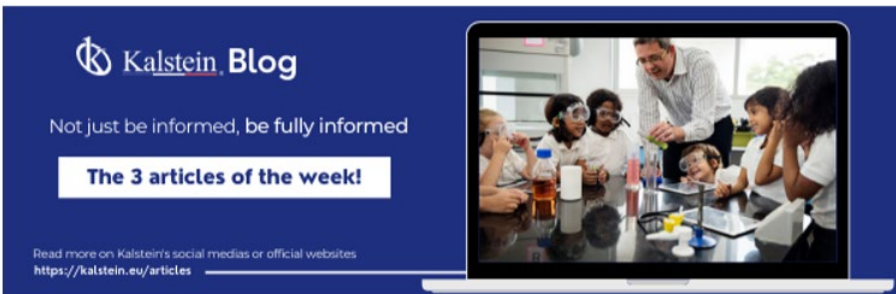
 **ONE
TREE
PLANTED**

<https://onetreepanted.org>

 **Humatem**
Solidarité et coopération
biomédicale
<https://www.humatem.org/>

 **MANIAPURE
FOUNDATION USA**
<https://www.maniapurefoundation.org/>

Articles Kalstein
(Social Networks and Official Websites)



Kalstein Blog
Not just be informed, be fully informed

The 3 articles of the week!

Read more on Kalstein's social medias or official websites
<https://kalstein.eu/articles>



PARIS - FRANCE
HEADQUARTER
2 Rue Jean Lantier
75001 Paris - France

Tlf: +33 (0) 01 78 95 87 89
Cel: +33 (0) 6 80 76 07 10
sales@kalstein.eu

<https://kalstein.eu/>
<https://www.kalstein.fr/>



1
Read this ARTICLE NOW

How does the climate affect your microscope?

microscope is an instrument that allows observing and measuring objects at a very small scale. This is achieved through a complex system of lenses and mirrors, which form

Kalstein Blog

Article of the week:
How does the climate affect your microscope?

Read more on Kalstein's social medias or official websites
<https://kalstein.eu/articles>



2
Read this ARTICLE NOW

What is the importance of the laboratory refrigerator?

refrigerator is a device that is one of the most common pieces of equipment used in laboratories. It is a controlled environment (refrigerated space), various fluids and substances

Kalstein Blog

Article of the week:
What is the importance of the laboratory refrigerator?

Read more on Kalstein's social medias or official websites
<https://kalstein.eu/articles>

Kalstein Training Videos
(Youtube Channel and Official Websites)



Kalstein France - Jacinto Convit Foundation / Alliances

23 views • 3 years ago



Kalstein's Microscopes

445 views • 1 week ago

