




LABORATORY LINES

MICROSCOPES



Kalstein®

A different accompaniment, at your service





Kalstein®

A different accompaniment, at your service

OUR SERVICES

Benefits and Support

In Kalstein France, we take care of the full satisfaction of our customers, that is why we provide value-added services of the highest level based on our experience.



Online Inductions and Trainings

In any part of the world, receive your induction or training from our specialized team of engineers



Quick Response

Our work team is always available to response all your consults or questions, in order to support you in any situation.



#Letsgivemore ♥

Thanks to your purchase, a donation will be made to a non-profit foundation that fights against breast cancer and helps most vulnerable communities.



Technical Support

Enjoy of personalized advice for the correct preventive and corrective maintenance of your equipment, thanks to Kalstein's manuals and articles, special catalogues and video tutorials.



Delivery Logistics

We take care of all the necessary logistics for the dispatch of your goods, whether is by sea, land or air.



Kalstein Worldwide

With more than 25 years growing with our customers, Kalstein's multiformat and modern content, is now present in more than 10 countries and increasing.



Zoom Stereo Microscope Model YR0246 // YR0248



Product Description

- ✓ Parallel Optical System, Module Design to Add Function Easily
- ✓ Large Zoom Ratio Up to 1:10 With Tilting Head 0°-35° Viewing Angle Adjustable for User
- ✓ Transmit & Reflect LED Illumination, Brightness Adjustable, Working Life 6000 Hours
- ✓ Complete Accessories Include Polarizing, Dark Field, Fluorescent Attachment
- ✓ Plan Apochromatic Objective 0.5x Optional

microscopes

The microscope is an instrument that allows to observe objects that are not perceptible to the human eye. This is achieved through an optical system made up of lenses, which form and amplify the image of the object being observed.

One of the great advances that the world of science had occurred with the arrival of the Optical Microscope. This invention was the starting point for a wide variety of advances in the world of science, which started from the world of Microscopy and also changed the way of seeing the world, from the possibility of studying Bacteria (which gave march to Bacteriology) until the analysis of our own blood with the discovery of Red and White Blood Cells, which represented a strong advance in the world of medicine.

[See products](#)



#Letsgivemore

Thanks to your purchase, a donation will be made to a non-profit foundation that fights against breast cancer and helps most vulnerable communities.



All rights reserved © KALSTEIN France S. A. S.,
Optimum Business Center 450 Rue Baden Powell,
• 34000 Montpellier, France.
Titl: +33 467158849 / +33 680760710/ +33 663810023
<https://kalstein.eu>
KALSTEIN FRANCE, S.A. S



Zoom Stereo Microscope Model YR0246 // YR0248



Technical Specifications

Model		YR0246	YR0247	YR0248
Optical System	Parallel Optical System, Module Design to Add Function Easily	•	•	•
Head	Binocular Head 20° Inclined	•	•	•
	Titling Head 0°-35° Viewing Angle Adjustable for User	o	o	o
Eyepiece	Extra Wide Field Eyepiece EWF10x/22mm, Diopter Adjustable, Interpupillary 55-75mm	•	•	•
Zoom Body	0.8~5.0x, Zoom Ratio 1:6	•	—	—
	0.8~6.4x, Zoom Ratio 1:8	—	•	—
	0.8~8.0x, Zoom Ratio 1:10	—	—	•
Auxiliary Lens	Plan Achromatic Lens 1.0x	•	•	•
Working Distance	78mm	•	•	•
Focusing	Coarse Focusing Knob, Range 105mm	•	•	
	Coaxial Coarse & Fine Focusing Knob, Fine Division 0.015mm, Coarse Stroke 38.4mm/Rotation, Fine Stroke 1.5mm/Rotation, Moving Range 105mm, Focusing Mount Inner Dia. 76mm			•
illumination	Transmit & Reflect LED Illumination, Brightness Adjustable, Working Life 6000 Hours			
Model		Cata. No.		
Head	Titling Head 0°-35° Viewing Angle Adjustable for User	YR0248-op1		
	Model Change to A23.1005			
Eyepiece	WF15x/16mm	YR0248-op2		
	WF20x/12mm	YR0248-op3		
	WF30x	YR0248-op4		
Auxiliary Lens	Plan Apochromatic Lens 0.5x	YR0248-op5		
	Plan Achromatic Lens 1.0x	YR0248-op6		
	Plan Achromatic Lens 2.0x	YR0248-op7		
	Achromatic Lens 0.3x	YR0248-op8		
	Achromatic Lens 0.5x	YR0248-op9		



#Letsgivemore

Thanks to your purchase, a donation will be made to a non-profit foundation that fights against breast cancer and helps most vulnerable communities.



All rights reserved © KALSTEIN France S. A. S., Optimum Business Center 450 Rue Baden Powell, • 34000 Montpellier, France.
Tél: +33 467158849 / +33 680760710/ +33 663810023
<https://kalstein.eu>
KALSTEIN FRANCE, S.A. S



Zoom Stereo Microscope Model YR0246 // YR0248



Technical Specifications

Model		YR0246	YR0247	YR0248
Illumination	Coaxial Illumination Set:	YR0248-op4		
	-Cold Light Power Supplier,			
	-Dual Light Guide,			
	-Coaxial Episcopic Illuminator,			
	-Iris Diaphragm			
	Iris Diaphragm	YR0248-op5		
Working Stage	Temperature Control Stage	YR0248-op6		
	Movable Working Stage	YR0248-op7		
StandClick to See	Universal Table Stand	YR0248-op8		
		YR0248-op9		
	Track Stand, Transmit & Reflect Light Source	YR0248-op10		
	With Coarse & Fine Focusing Optional, Model - F, Like A54.1019-F	YR0248-op11		
		YR0248-op12		
		YR0248-op13		
		YR0248-op14		
Fluorescent	EPI-Fluorescent Attachment For Stereo Microscope	YR0248-op15		
Dark Field	Dark Field Attachment For Stereo Microscope	YR0248-op16		
Polarizing	Simple Polarizing Attachment For Stereo Microscope	YR0248-op17		
LCD Monitor	8.4" TFT Touch Screen LCD Monitor & Connector	YR0248-op18		
Adapter	Photo Tube, Beamsplitter 1 Port	YR0248-op19		
	Photo Tube, Beamsplitter 2 Port	YR0248-op20		
	Photo Adapter, 2.0x, For Nikon or Canon Digital SLR Camera	YR0248-op21		
	C-mount 0.5x	YR0248-op22		
	C-mount 1.0x	YR0248-op23		



#Letsgivemore

Thanks to your purchase, a donation will be made to a non-profit foundation that fights against breast cancer and helps most vulnerable communities.



All rights reserved © KALSTEIN France S. A. S.,
Optimum Business Center 450 Rue Baden Powell,
• 34000 Montpellier, France.
Tél: +33 467158849 / +33 680760710/ +33 663810023
<https://kalstein.eu>
KALSTEIN FRANCE, S.A. S



Zoom Stereo Microscope Model YR0246 // YR0248



Types of Microscopes that a laboratory may need



Polarizing microscope YR0261

Stage with attachable mechanical stage located at 45° with large range of motion, high efficiency without...

[see product](#)



Trinocular microscope YR0231

With front and low position coaxial focus system, focus knobs and brightness adjustable knob inside...

[see product](#)



Binocular microscope YR0242

With precision machining equipment and improving the bottom of the traditional microscope YR0242. Is a...

[see product](#)

Analysis of the best Microscopes for your laboratory



What is an Atomic Force Microscope?

It is a mechano-optical laboratory equipment, designed to display nanonewton forces of order...

[See more](#)



What is an X-Ray Microscope?

Initially, microscopes have been commercially available for almost 70 years and currently exist throughout the world, being...

[See more](#)



Microscope: Halogen vs. Illumination leds

Often high-powered microscopes cannot provide excellent quality images due to...

[See more](#)



What is a fluorescence microscope?

Fluorescence microscopy is a special form of light microscopy. Use the capacity of...

[See more](#)



#Letsgivemore

Thanks to your purchase, a donation will be made to a non-profit foundation that fights against breast cancer and helps most vulnerable communities.



All rights reserved © KALSTEIN France S. A. S.,
Optimum Business Center 450 Rue Baden Powell,
• 34000 Montpellier, France.
Tél: +33 467158849 / +33 680760710/ +33 663810023
<https://kalstein.eu>
KALSTEIN FRANCE, S.A. S



Zoom Stereo Microscope Model YR0246 // YR0248



Guides for you to become an expert in Microscopes

At Kalstein we are manufacturers of microscopes of the highest quality and that have the best technology on the market, we leave you some guides so that you can learn more about our product...

How does a planachromatic microscope work?

The objective of a microscope is the most important and complex element of the light microscope. It's important because...

[See more](#)

How to eliminate fungi from our microscopes?

Microscopes are essential equipment for any laboratory, some are very simple while...

[See more](#)

How does a phase contrast microscope work?

The phase contrast microscope is a type of microscope that allows living samples to be observed without the need...

[See more](#)



The microscope and its evolution

The first great advances in science and in particular in the biological sciences are due in part to the invention of the **light microscope**, when at the end of the 17th century Anton van Leeuwenhoek, carving lenses, was able to appreciate the world that because of its so small size...

[See more](#)



#Letsgivemore

Thanks to your purchase, a donation will be made to a non-profit foundation that fights against breast cancer and helps most vulnerable communities.



All rights reserved © KALSTEIN France S. A. S.,
Optimum Business Center 450 Rue Baden Powell,
• 34000 Montpellier, France.
Tit: +33 467158849 / +33 680760710/ +33 663810023
<https://kalstein.eu>
KALSTEIN FRANCE, S.A. S



Zoom Stereo Microscope Model YR0246 // YR0248



Catalog of models of Microscopes on offer



Laboratory Microscope YR0239 – YR0240

Select Options



Polarizing microscope YR0263

Add To Quote



Metallurgical microscope YR0255

Add To Quote



YR0261 Polarizing Microscope

Add To Quote



Inverted Fluorescent LED Microscope YR0575

Select Options



Trinocular microscope YR0231

Add To Quote



Metallurgical microscope YR0251 – YR0252

Select Options



Binocular Biological Microscope for Students

Select Options



#Letsgivemore

Thanks to your purchase, a donation will be made to a non-profit foundation that fights against breast cancer and helps most vulnerable communities.



All rights reserved © KALSTEIN France S. A. S.,
Optimum Business Center 450 Rue Baden Powell,
• 34000 Montpellier, France.
Tit: +33 467158849 / +33 680760710/ +33 663810023
<https://kalstein.eu>
KALSTEIN FRANCE, S.A. S





 **Kalstein**[®]
A different accompaniment, at your service

#LETSGIVEMORE 

**WITH THE
ACQUISITION
OF A KALSTEIN
EQUIPMENT**

YOU MAKE A CONTRIBUTION TO:



**Fundación
Jacinto Convit**

<https://www.jacintoconvit.org/>



<https://onetreepanted.org>



Humatem

Solidarité et coopération
biomédicale

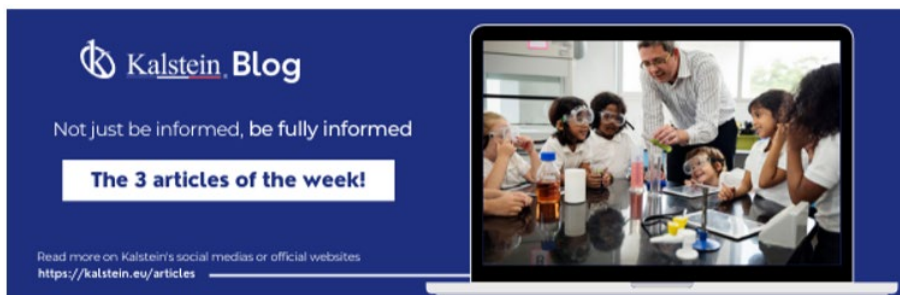
<https://www.humatem.org/>



**MANIAPURE
FOUNDATION USA**

<https://www.maniapurefoundation.org/>

Articles Kalstein
(Social Networks and Official Websites)



Kalstein Blog
Not just be informed, be fully informed

The 3 articles of the week!

Read more on Kalstein's social medias or official websites
<https://kalstein.eu/articles>



1
Read this ARTICLE NOW

How does the climate affect your microscope?

microscope is an instrument that allows observing and measuring objects that are too small to be seen with the naked eye. This is achieved through a complex system of lenses and mirrors, which form

Kalstein Blog

Article of the week:
How does the climate affect your microscope?

Read more on Kalstein's social medias or official websites
<https://kalstein.eu/articles>



2
Read this ARTICLE NOW

What is the importance of the laboratory refrigerator?

refrigerator is a device that is one of the most common pieces of equipment used in laboratories. It is a controlled environment (refrigerated space), various fluids and substances

Kalstein Blog


Article of the week:
What is the importance of the laboratory refrigerator?

Read more on Kalstein's social medias or official websites
<https://kalstein.eu/articles>

Kalstein Training Videos
(Youtube Channel and Official Websites)



Kalstein France - Jacinto Convit Foundation / Alliances
23 views • 3 years ago



Kalstein's Microscopes
445 views • 1 week ago



PARIS - FRANCE
HEADQUARTER
2 Rue Jean Lantier
75001 Paris - France

Tlf: +33 (0) 01 78 95 87 89
Cel: +33 (0) 6 80 76 07 10
sales@kalstein.eu

<https://kalstein.eu/>
<https://www.kalstein.fr/>

