



## **B-600** Biophotometer (Micro Spectrophotometer)

### **Features & Functions**


- Smart and compact design, light and easy to move.
- 7 inches LCD color touch screen, stand-alone system no need PC.
- User-friendly operating system, module UI design, simple and clear.
- Long-life Xenon lamp, no warm-up time.
- Storage by USB, simple to retrieve test data.
- Multi-functions: Nucleic acid , Protein, Kinetics, spectrum scanning, end-point and OD600 measurement.
- No need to dilute sample, 1uL to 2uL is enough.
- High resolution CCD detector, fast measurement (5 seconds), high repeatability and accuracy.
- Available to upgrade software by USB, low maintenance cost.
- Two USB ports for data output and outer tools like mouse and keyboard.

## Technical Specifications

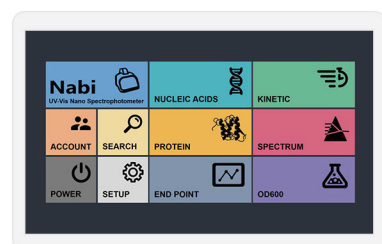
Generation Specification	
Light Source	Xenon Lamp
Detector	CCD (2048 Pixels)
Wavelength Range	190-1100nm
Wavelength Accuracy	±1nm
Spectral Resolution	0.3nm
Dimension	220*280*220mm
Weight	3kg
Power Supply	100-240V, 50-60Hz
Power Consumption	80-100W

Nano Volume Specification	
Absorbance Precision	1%@100ng/μl
Absorbance Range	0-200Abs (10nm equivalent)
Detection Limit	2ng/μl (dsDNA)
Max. Concentration	15000ng/μl (dsDNA)
Measurement Time	5s
Min. Sample Volume	1μl
Path Length	0.01-1.2mm ( auto-ranging)

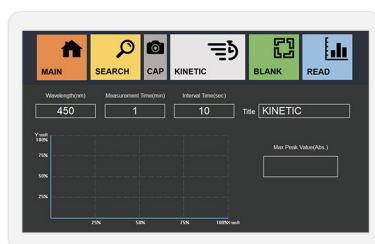
Cuvette Specification	
Beam Height	8.5mm
Absorbance Range	0.002-2.0Abs
Measurement Time	3s
Path Length	10mm



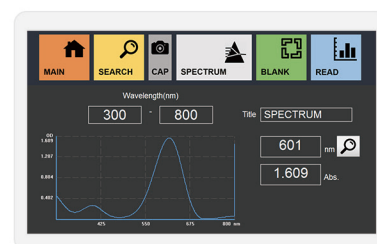
## Software Interface



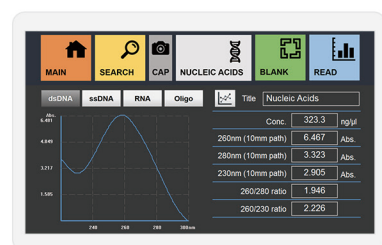
Main interface



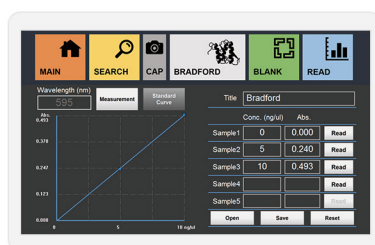
Kinetic test



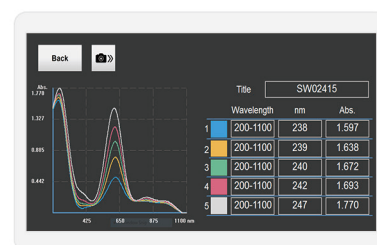
Spectral scan



Nucleic acid amplification testing



Protein test



Show peaks

## Shanghai Metash Instruments Co.,Ltd.

Add: 9-6F,NO.115,lane 1276 Nanle Rd,201611,Songjiang,Shanghai P.R.China  
Tel: +86 21 64550709/64550390/64550468

Fax: +86 21 64550709 Ext 8010

E-mail: overseas@metash.com/metash@163.com

